


**MIL Standard Nickel RTD - ADDENDUM
for the iSeries Process/Strain
Controller Manual**



FOR M3540

Part number suffix “FS(RTD-1N) or FS(RTD-2N)” indicates Factory Setup for temperature measurement using a MIL-T-7990B Nickel RTD. Ratiometric operation (for strain gauge input) has been disabled. All other standard features remain functional.

Section 2.2 Rear Panel Connections

This replaces Figure 2.3.

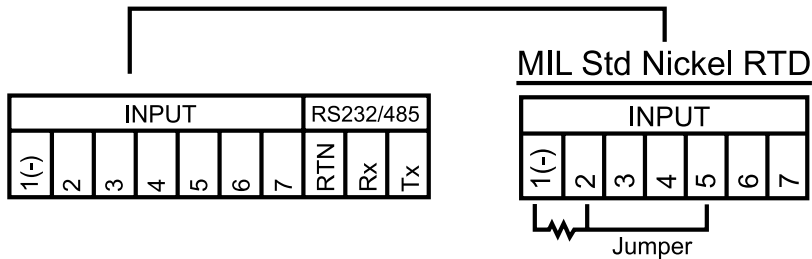


Figure 2.3 Rear Panel Input Connections

Section 2.3.2 MIL Standard Nickel RTD - Wiring Hookup

This replaces Sections 2.3.2 through 2.3.4 and Figures 2.5 through 2.9.

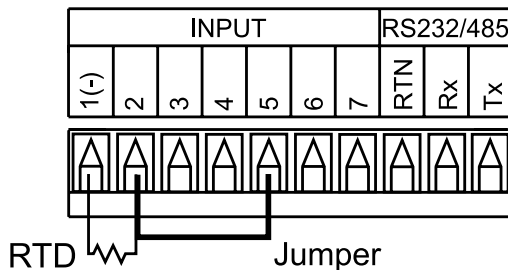


Figure 2.5 MIL Standard Nickel RTD - Wiring Hookup

Section 3.2.4 Input Type Menu

The Input Type Menu selections shown below has been pre-configured to work with a Nickel RTD input.

Input Type: 0-0.1V (0-100mV)

Ratiometric: Disabled

Resolution: Low

Button: Peak

SPECIFICATIONS

Updates for Part 4, Input Section

Range / Accuracy:

for RTD-1N: 0 to 200°C @ 0.1°C (32 to 392°F @ 0.2°F);

for RTD-2N: -40 to 300°C @ 0.3°C (-40 to 572°F @ 0.5°F)

Resolution: 1° / 0.1°

Temperature Stability: 0.04°C / °C

Input Type: MIL-T-7990B Nickel RTD

Linearization:

for RTD-1N: 0, 20, 40, 60, 80, 100, 120, 140, 160, and 200°C

for RTD-2N: -30, 0, 30, 60, 90, 120, 150, 200, 250, and 300°C

Standard MIL-T-7990B Curve Temperature - Resistance Values			
°C	Ohms Resistance	°C	Ohms Resistance
-70	68.27 ± 0.50	60	112.28 ± 0.50
-60	71.19 ± 0.50	70	116.27 ± 0.50
-50	74.24 ± 0.40	80	120.36 ± 0.50
-40	77.39 ± 0.40	90	124.55 ± 0.50
-30	80.56 ± 0.40	100	128.85 ± 0.50
-20	83.77 ± 0.40	110	133.26 ± 0.50
-10	87.04 ± 0.40	120	137.78 ± 0.60
0	90.38 ± 0.40	130	142.40 ± 0.60
10	93.80 ± 0.40	140	147.11 ± 0.60
20	97.31 ± 0.40	150	151.91 ± 0.60
30	100.91 ± 0.40	200	177.95 ± 1.00
40	104.60 ± 0.40	250	208.00 ± 1.00
50	108.39 ± 0.40	300	242.70 ± 1.50